

JVM'S  
**ACCORD**  
THE LUXURY YOU CAN AFFORD



Project by



**JVM SPACES**  
a mehta group venture

**Corporate Office:** 1104, 11th Floor, Dev Corpora, Cadbury Junction, Eastern Express Highway,  
Opp. Korum Mall, Thane-West. T: +91- 022 - 2543 4440 / 1 / 2 | E: info@jvmspaces.com | W: www.jvmspaces.com

**Site address :** JVM's Accord, Survey No. 13, Near D ed College,  
Manorama Nagar, G. B. Road, Thane-West

**Contact: +91-83690 88448 | +91-86575 53316**

**Architect : ARYAN CONSULTANT | RCC : TECHLINE CONSULTANTS | Advocate: ADV SANJAY BORKAR**



RERA REGISTRATION NO  
**P51700029725**

Available at website: <http://maharera.mahaonline.gov.in>


Note: all plans, drawings, facilities etc are subject to the approval of respective authorities and would be changed if necessary. The discretion remains with the developer, all rendering, floor plans, pictures, maps are the artist's conception and not actual depictions of building, its wall, roadways or landscaping. The developer does not warrant or any legal liability or responsibility for the accuracy, completeness, or usefulness of any information disclosed.



JVM'S  
**ACCORD**  
THE LUXURY YOU CAN AFFORD

**SALE AREA STATEMENT | WING-A1 | AREA IN SQ. FT.**

UNIT NO.	RERA CA AREA	EP AREA	DRY YARD AREA	TOTAL AREA
1	286.75	31.32	-	318.07
2	287.18	31.32	-	318.5
3	291.59	31.31	-	322.9
4	291.59	31.31	-	322.9
5	287.61	31.32	-	318.93
6	287.61	31.32	-	318.93
7	287.61	31.32	-	318.93
8	287.61	31.32	-	318.93
9	287.61	31.32	-	318.93
10	287.61	31.32	-	318.93
11	285.89	37.24	-	323.13
12	287.61	31.32	-	318.93




**TYPICAL FLOOR PLAN WING-A1**



**SALE AREA STATEMENT | WING-B1 | AREA IN SQ. FT.**

UNIT NO.	RERA CA AREA	EP AREA	DRY YARD AREA	TOTAL AREA
1	349.39	29.38	14.31	393.08
2	290.73	31.31	-	322.04
3	291.59	31.31	-	322.9
4	287.61	31.32	-	318.93
5	289.44	31.31	-	320.75
6	287.5	33.26	-	320.76
7	287.61	31.32	-	318.93
8	271.51	25.94	12.48	309.93



**TYPICAL FLOOR PLAN WING-B1**





JVM'S  
**ACCORD**  
THE LUXURY YOU CAN AFFORD

You'll exclaim, when you come to JVM'S ACCORD.  
Truly, your gateway to the high life at the  
most sought after locale of Thane.

Here lies an experience that touches the core of your heart.  
Very open. Very spacious. Very special.


For connoisseurs of life, here's the place to belong.  
It's here "that class meets class".

**Residential cum Commercial  
High-Rise 2 Towers**

**Shop on Ground Floor**

**1 BHK Apartments**

**Designer entrance lobby**



The image shown is an artist's impression.

The Road shown above is the proposed Road as per the D.P plan & Govt. Resolution no.-Narrow 2021/ Proposal no.241/ UDD-16

#### Internal Amenities

- Main Door - 45 mm thick fire resistant flush door, Both side laminated.
- Aluminum anodizing sliding window
- Gypsum finished wall
- Concealed branded electrical copper wiring.

#### Bedroom

- Bedroom 35mm thick laminate door.
- Vitrified tiles flooring.
- Concealed branded electrical copper wiring.
- Gypsum finished wall
- Branded switches and MCB.
- Aluminum anodizing sliding window.

#### Kitchen

- Granite kitchen platform with stainless steel sink.
- Vitrified tiles flooring.
- Aluminum anodizing sliding window.
- Concealed branded electrical copper wiring.
- Branded switches and MCB.
- Walls tiles dodo kitchen.

#### Bathroom

- 30mm thick doors.
- Premium quality plumbing fittings and sanitary ware.
- Concealed branded electrical copper wiring.
- Anti skid flooring tiles.
- Branded switches and MCB

#### Common areas, amenities and facilities

- Designer Entrance Lobby
- Gymnasium
- Garden
- High Speed Elevators
- DG Backup For Common Areas And Elevators
- Smart Security With CCTV & Intercom
- Water Proof and Weather Proof Texture Paint on External Walls
- Fire Resistant Door For Staircases.
- LED Lights In Common Areas
- Earthquake Resistance Structure

